




Applying Middle School Student Activity Sheet for Remote Learning

Students should complete the following using the BCSD
device from home by **August 26, 2020.**
Parents may need to assist elementary students.

1. Log in to the laptop using your student account and password.
2. From the Desktop, access the ***ClassLink*** icon.
3. From ***ClassLink***, select the ***Office 365 (O365)*** icon. You will need to log in using your student login including @bcsdk12.net. Enter your same password.
4. Your O365 dashboard will appear. All students should see the ***OneDrive*** icon and the ***MS Teams*** icon.
5. Return to ***ClassLink*** and access the ***Canvas*** icon.
6. Your ***Canvas*** Dashboard should appear.
7. Students should complete the following survey at the link provided in order to report the completion of items 1-6 above.



<https://tinyurl.com/ApplyingMiddleSchool>



Technical support is available at 765-8659.